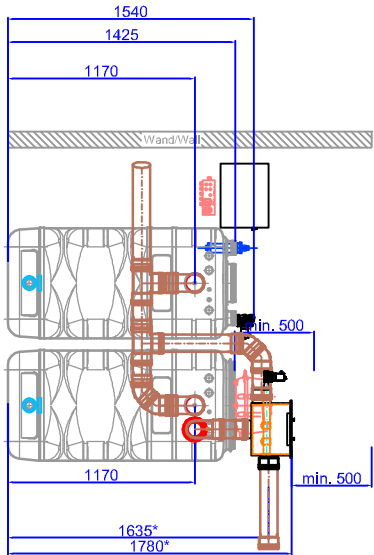
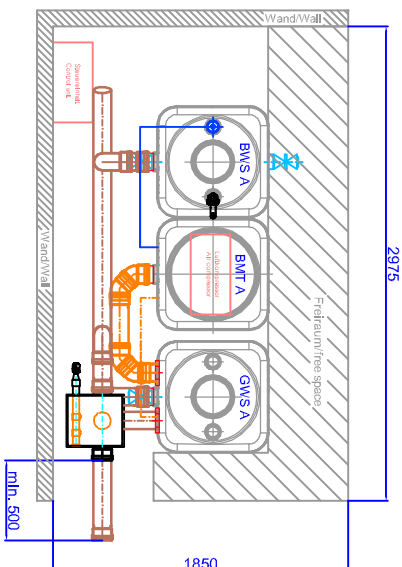
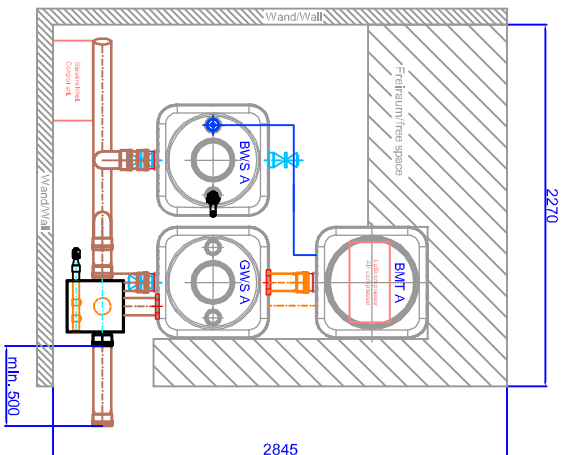
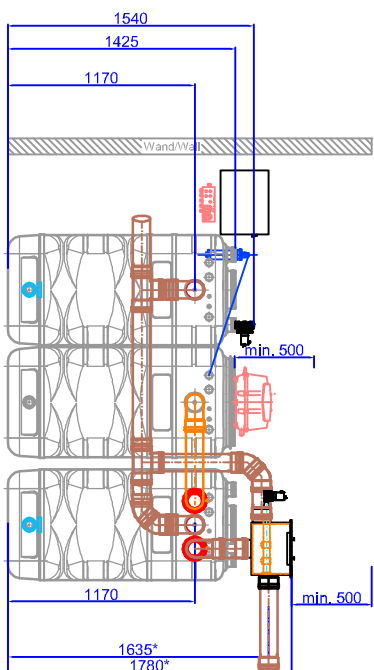


Installationsbeispiel Variante A



Installationsbeispiel Variante B



Installation example Variante A

Installation example Variante B

Installation example

Type: Watermanager GWM 950 without booster pump
Item: 813345
Manufacturer: Dehoust GmbH
www.greywater.eu

Max. treatment capacity: 950 litres/day
Greywater buffer: Type: 1x ACF570; storage volume total: approx. 470 litres
Process water buffer: Type: 1x ACF570; storage volume total: approx. 470 litres

Electrical power greywater treatment system: 230 V / 16 A / 50 Hz / 450 W

Free access space for maintenance above tanks: min. 500 mm
Free access space for maintenance above coarse filter: min. 500 mm
Dimension largest component: LxWxH: 720 x 720 x 1430 mm
Empty weight GW total plant: 115 kg
Empty weight heaviest component: 35 kg

Connections inlet/overflow/outlet

Greywater storage tank (GWS): inlet/overflow/outlet: DN100, external-ø 110mm
Process water storage tank (BWS): inlet/overflow: DN 100, external-ø 110mm; outlet: 1x 1" male overflow: DN 100, external-ø 110mm; inlet: 1x 3" male
Greywater backflow pipe between greywater storage tank and BMT-unit: DN 100
Suction pipe connection booster pump on BWS: 1x drain valve 1 1/2" female

Connection backwash coarse filter: 3/4" female; pmvc: 1 bar; pmvc: 2 bar
Connection mains water back ux: 1" female; pmvc: 1 bar; pmvc: 10 bar

Included in delivery:

Drain valve: 1 1/2" female thread

Hosepipes:

Greywater circulation: 1x black; ø25mm; 2x 1" female thread; length: 3m
Filtrate: 1x blue; ø13mm; 2x 3/4" female thread; length: 3m
Aeration: 1x red; ø19mm; 2x 3/4" female thread; length: 2m

Cable length:

power supply control unit: 1,5m
control unit to solenoid valve backwash coarse filter: 5m
control unit to GW-float switch: 5m
control unit to GWM-Indoor Manager: 5m
GWM-Indoor Manager to filtrate pump: 4,5m
GWM-Indoor Manager to BMT float switch: 4,5m
control unit to BWS-Manager (filtrate control box + BWS level sensor): 5m
control unit to solenoid Valve mains water back ux: 5m

Pipes not included in delivery:

Greywater back flow pipe
In- and overflow pipe
Suction pipe booster pump

* Height depends on the installation material

Installation of the aerator pumps have to be above the max. water level inside the BMT-tank.
Dimensions in mm; distance to wall min. 300 mm.

Technical change reserved. This installation example is subject to change.
All transactions are subject to our general terms and conditions.

DEHOUST

Gülenberstraße 5-7
D-69181 Leimen
Tel: 06224/9702-0 Fax: 06224/9702-76

2018	Datum	Name	Wassermanager GWM 950 ohne Druckerhöhung
gez. 02.07.		MBA	Watermanager GWM 950 without booster pump
gepr.			

Art.-Nr.: 813345

Projekt:

Rev. /

Diese Zeichnung darf ohne unsere schriftliche Genehmigung weder kopiert, nachgedruckt, übertragen, gespeichert oder zugänglich gemacht, noch zur Selbstveränderung oder zur Herstellung anderer Drucke werden.